



APPLICATION MANUAL

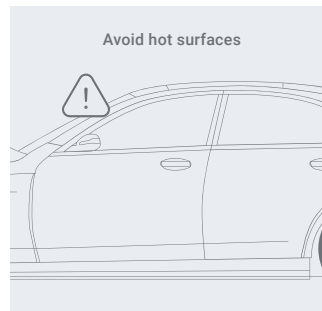
PRECAUTIONS:

- Check the humidity and the temperature of both the surface & surrounding area.
- Do not apply in direct sunlight, on a hot surface or under a heat lamp.
- Keep away from children.



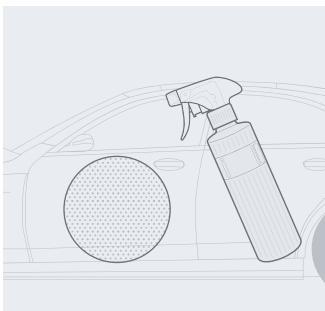
STEP #1

Shake
TAR REMOVER
Before Use.



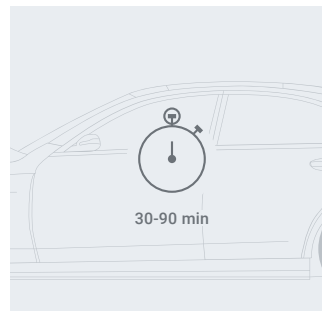
STEP #2

Make sure the vehicle is in a cool environment. Do not wash in direct sunlight.



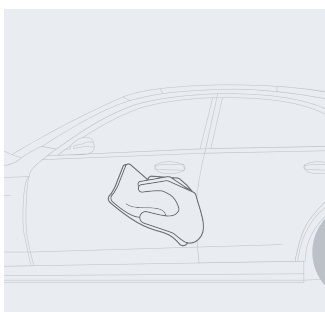
STEP #3

Spray Tar Remover onto surface.



STEP #4

Let dwell 30 - 90 minutes.



STEP #5

Wipe away with a microfiber towel.



STEP #6

Repeat as necessary. Use a new towel as to not damage the area and avoid scratches.